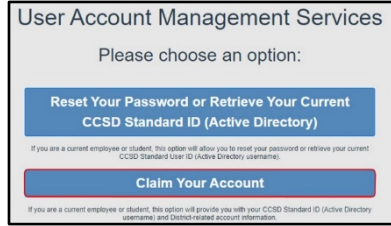
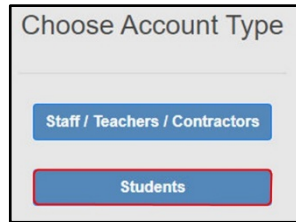


Student Account Claiming Guide

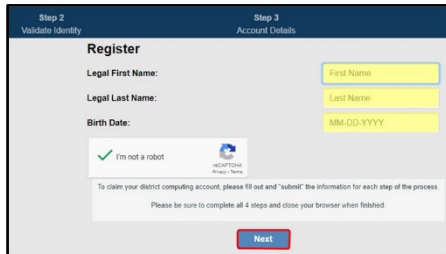
1. Go to **Myaccount.ccsd.net**.
2. Select **Claim Your Account**.



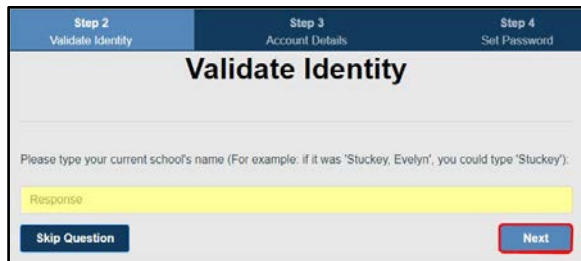
3. Have the student or guardian select **Student**.



4. Enter the following:
 - Legal First Name:
 - Legal Last Name:
 - Birth Date: (use hyphens)
5. Select **"I'm not a robot"** (complete the verification if requested)
6. Select **Next**.



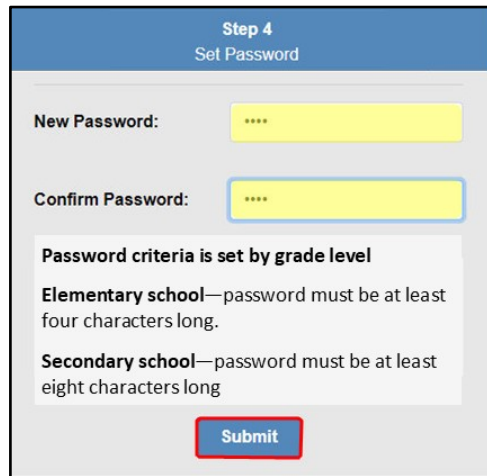
7. To validate your identity, answer the question.
 - They can answer that question or select **"Skip Question"** to go to the next one.



8. This window will display:
 - The CCSD Username:
 - CCSD Email:
 - Student ID:
9. Select **Set Your Password**.



10. Set your password.
11. Select **Submit**.



12. Select **Done**.

